

Freebie!

# Citing Text Evidence

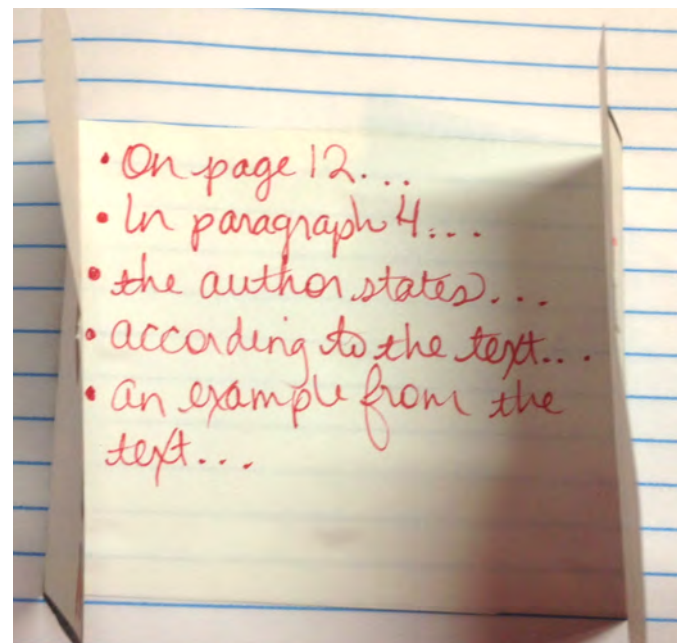

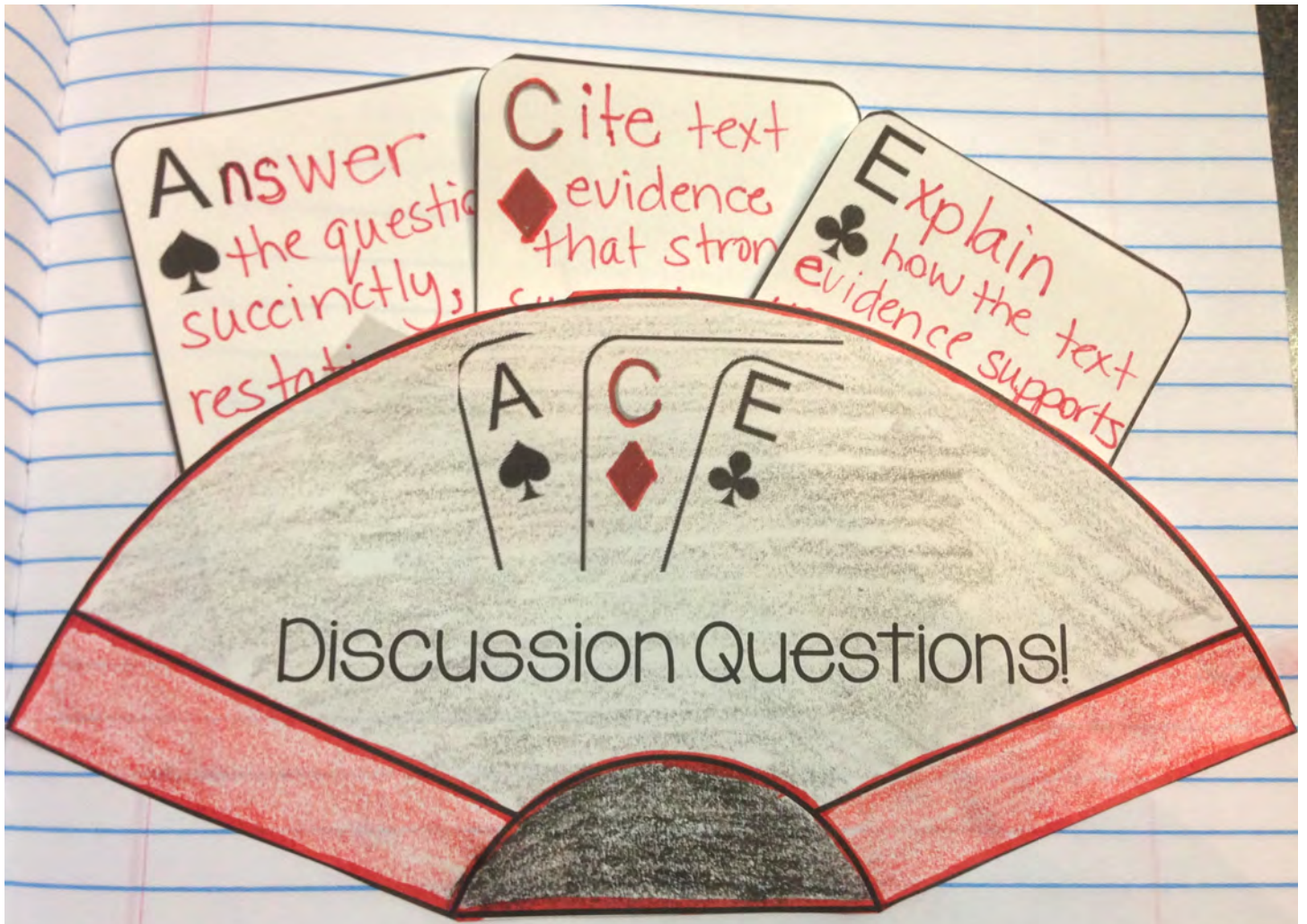
## INTERACTIVE NOTEBOOK ACTIVITY





# Interactive Writing Notebooks

## Bonus Lesson: Text-Based Short Response to Literature



# Interactive Writing Notebooks

## Bonus Lesson: Text-Based Short Response to Literature

**Purpose:** Provide students with a method or formula for writing short responses to literature.

**Technology/Resources:** all included

**How-To:**

Page 1:

1. The cards do not need to be colored, but have students trace over the letter and diamonds of the red card so that it looks like a card that belongs in the diamond suit.
2. Color the card holder. Keep it in reds, blacks, and grays.
3. Cut out the cards and the card holder.
4. Write the explanations for Answer, Cite, Explain on the cards. See "Notes for Writing on Cards."
5. You will only need to glue the side edges and bottom of the card holder/pocket. Do NOT put any glue in the middle or along any of the rounded portion.
6. Once the glue has dried, store the cards in the pocket.

### Notes for Writing on Cards

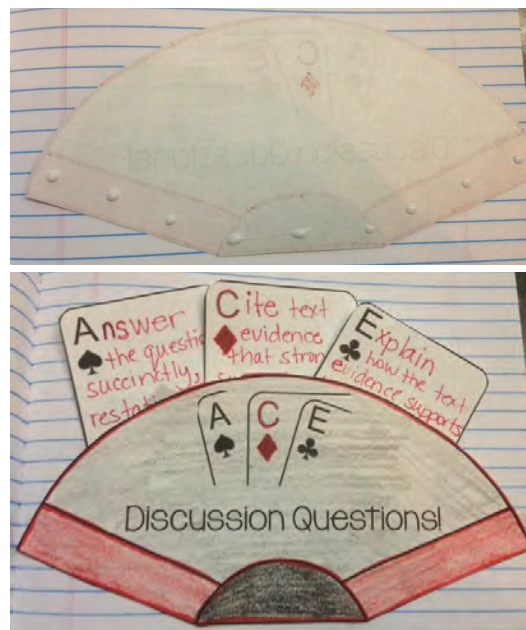
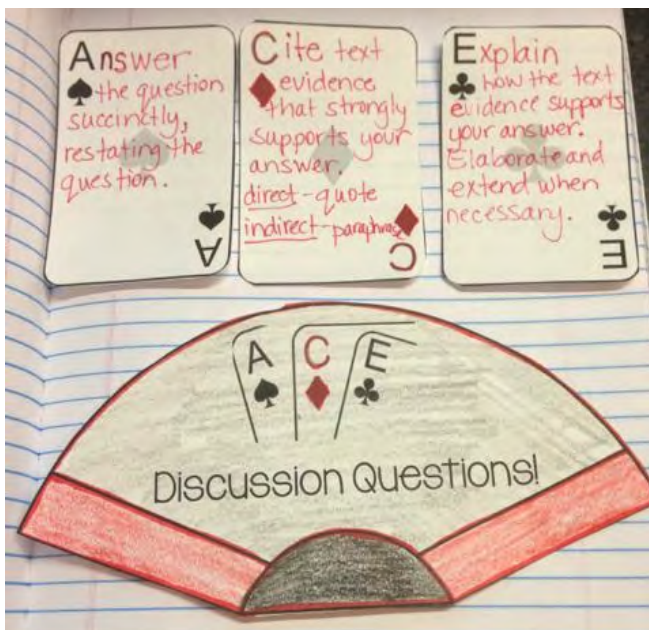
**Answer** the question succinctly, restating the question in the answer.

**Cite** text evidence that strongly supports your answer. Direct = quote;

Indirect = paraphrase

**Explain** how the text evidence supports your answer. Elaborate and

Extend when necessary.





# Interactive Writing Notebooks

## Bonus Lesson: Text-Based Short Response to Literature

### Page 2:

1. The next interactive notebook template is a tab-lock fold. Color the W and C cards as shown in the first photo. Write "Ways to" and "Cite Text" on the cards.
2. Fold both sides in towards the middle so that it opens up as shown below. Write the ways for citing text inside the tab-lock template. Use the notes below to help you.
3. Glue this into your notebook below the "ACE" template. Use between 6-9 tiny dots on the back of the template where indicated in gray.
4. Close the tab-lock template by tucking the tabs under each card. If you look carefully below, you will see the outlines of the tabs under the cards.

### Notes for Writing on Template

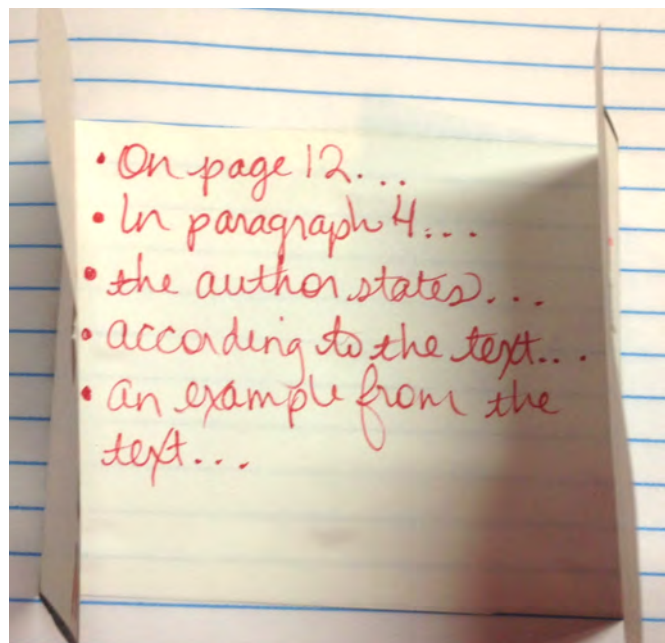

on page 12...

in paragraph 4...


the author states...

according to the text...

an example from the text...



Interactive Writing Notebooks  
Bonus Lesson: Text-Based Short Response to Literature



Interactive Writing Notebooks  
Bonus Lesson: Text-Based Short Response to Literature



# Interactive Writing Notebooks

## Bonus Lesson: Text-Based Short Response to Literature

**Purpose:** Practice writing a short response to literature using the ACE method.

**Technology/Resources:** "The Emperor's New Clothes" short story:  
[http://www.townsendpress.com/uploaded\\_files/tiny\\_mce/Library/%20Excerpts/Timeless\\_chapl.pdf](http://www.townsendpress.com/uploaded_files/tiny_mce/Library/%20Excerpts/Timeless_chapl.pdf)

OR video clip: <https://www.youtube.com/watch?v=wng-eSUK9IO>

Alternate download site for video clip: <http://goo.gl/bqjti0>

### How to:

1. Read or watch the video clip for "The Emperor's New Clothes."
2. Practice writing a short response to literature.

"The Emperor's New Clothes"  
What character trait is revealed about the emperor through his actions as the story unfolds? Choose one trait and back it up with text evidence.

A



In "The Emperor's New Clothes," the emperor's actions reveal that he is gullible.

C



On page 5, the emperor stood in front of the mirror ready to march in his parade. When the people exclaimed, "Oh, how well they look! How well they fit!" the emperor believed them, allowing his fear of looking foolish to cloud his judgment.

E



Although the emperor saw himself naked in the mirror, he was so gullible that he was easily tricked into believing that only the hopelessly stupid would be unable to see his new clothes.

Interactive Writing Notebooks  
Bonus Lesson: Text-Based Short Response to Literature

“The Emperor’s New Clothes”

What character trait is revealed about the emperor through his actions as the story unfolds? Choose one trait and support your answer with text evidence.

A



C




E









Interactive Writing Notebooks  
Bonus Lesson: Text-Based Short Response to Literature



# Interactive Writing Notebooks

## Bonus Lesson: Text-Based Short Response to Literature



Grades 3-6

# Interactive Writing Notebooks

Sentences, Paragraphs, & Strategies for Common Core

©2013 erin cobb  
imlovinlit.blogspot.com

Includes Common Core Alignment

Find more dynamic and engaging writing lessons in Interactive Writing Notebooks!

**Transition Words**

**Words**

For Showing Time

For Compare and Contrast

For Making a Point

Reference Paragraphs

4

3

5

6

Ways to Start a Narrative

Answer the question succinctly

Cite text evidence that shows

Explain how the text supports your answer

Discussion Questions

When

When

Action

**Dead Words**

Amazing Adjectives

what kind

what it feels like

how many

how it smells, tastes, or sounds

how it is feeling

what it looks like (color, shape, size)

Amazing Adjectives

what kind

what it feels like

how many

how it smells, tastes, or sounds

how it is feeling

what it looks like (color, shape, size)

imlovinlit.blogspot.com